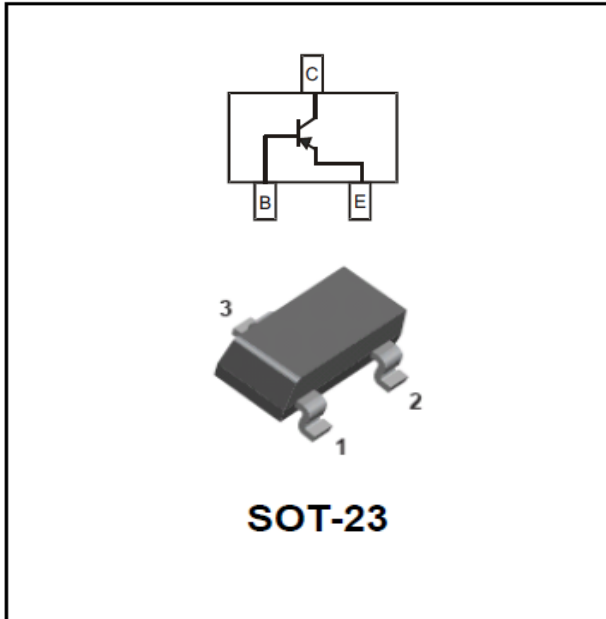


PNP General Purpose Amplifier



Features

- Capable of 0.3Watts(TA=25°C) of Power Dissipation
- Collector current -0.5A
- Collector-base Voltage -50V
- Epoxy meets UL-94 V-0 flammability rating
- Halogen free available upon request by adding suffix "HF"
- Moisture Sensitivity Level 1
- Device Marking:

BC807-16	5A
BC807-25	5B
BC807-40	5C

■ Maximum Rating

Item	Symbol	Unit	Value
Collector-Emitter Voltage	V_{CEO}	V	-45
Emitter -Base Voltage	V_{EBO}	V	-5
Collector Current	I_C	mA	-500
Collector Power Dissipation	P_C	mW	300
Operation Junction Temperature	T_j	°C	-55 to +150
Storage Temperature	T_{stg}	°C	-55 to +150
Thermal Resistance From Junction To Ambient	$R_{\theta JA}$	°C/W	417

■ Off Characteristics

Item	Symbol	Unit	Conditions	MIN	MAX
Collector-Emitter Voltage*	V_{CEO}	V	$I_C = -10\text{mA}, I_B = 0$	-45	
Collector-Base Voltage	V_{CBO}	V	$I_C = -10\mu\text{A}, I_E = 0$	-50	
Emitter-Base Voltage	V_{EBO}	V	$I_E = -1.0\mu\text{A}, I_C = 0$	-5.0	
Emitter-base Cut-off Current	I_{EBO}	μA	$V_{EB} = -4.0\text{Vdc}, I_C = 0$		-0.1
Collector-base Cut-off Current	I_{CBO}	μA	$V_{CB} = -45\text{Vdc}, I_E = 0$		-0.1



BC807-16 THRU BC807-40

■ On Characteristics

Item		Symbol	Unit	Conditions	Min	Max
DC Current Gain	BC807-16	h_{FE}		$I_C=-100\text{mA dc}, V_{CE}=-1.0\text{V dc}$	100	250
	BC807-25				160	400
	BC807-40				250	600
DC Current Gain		h_{FE}		$I_C=-500\text{mA dc}, V_{CE}=-1.0\text{V dc}$	40	
Collector-Emitter Saturation Voltage		$V_{CE(\text{sat})}$	V	$I_C=-500\text{mA dc}, I_B=-50\text{mA dc}$		-0.7
Base-Emitter Saturation Voltage		$V_{BE(\text{sat})}$	V	$I_C=-500\text{mA dc}, I_B=-50\text{mA dc}$		-1.2

■ Small-signal Characteristics

Item	Symbol	Unit	Conditions	Min	Typ	Max
Transition frequency	f_T	MHz	$I_C=-10\text{mA dc}, V_{CE}=-5.0\text{V dc}, f=100\text{MHz}$	100		
Collector-base output capacitance	Cob	pF	$V_{CB}=-10\text{V}, f=1\text{MHz}$		10	

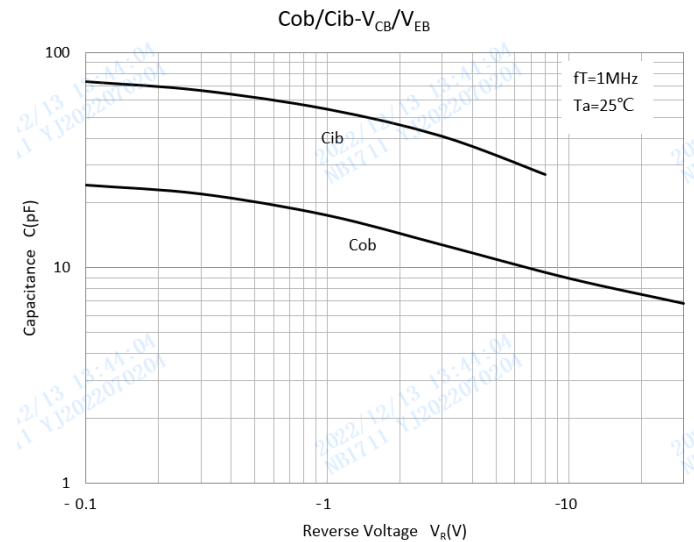
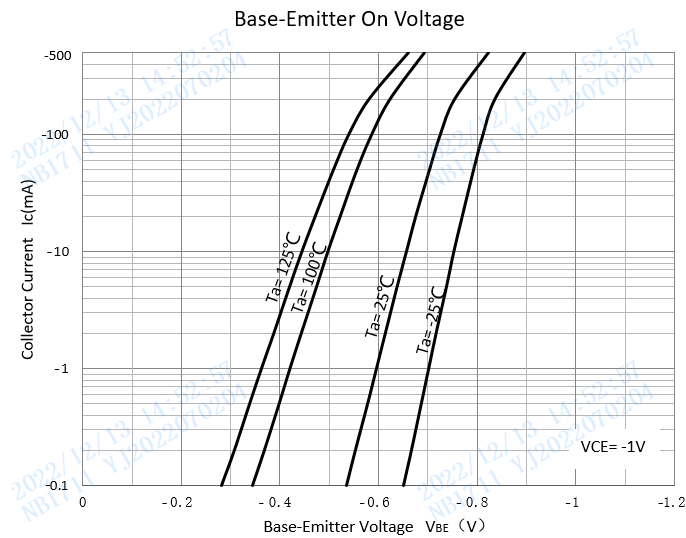
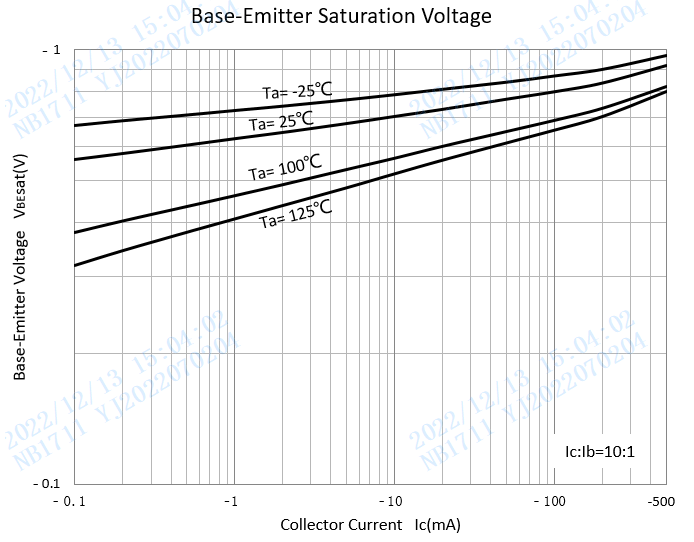
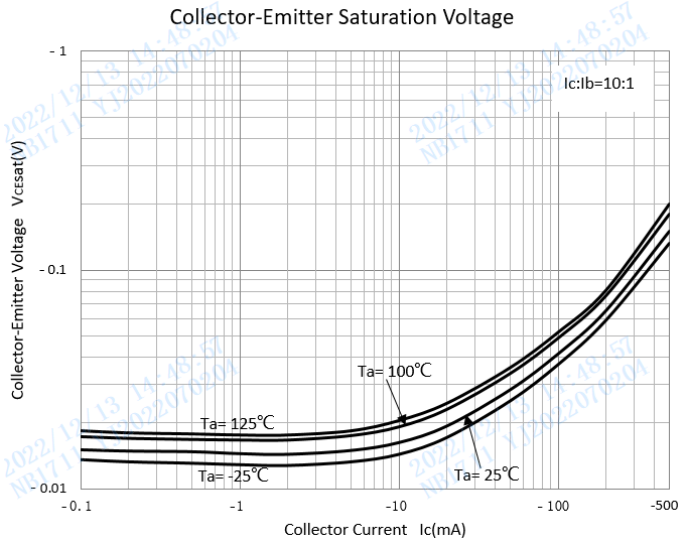
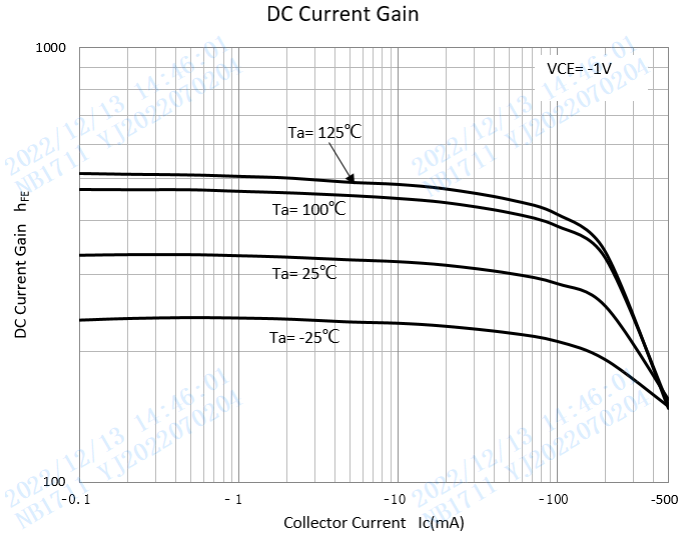
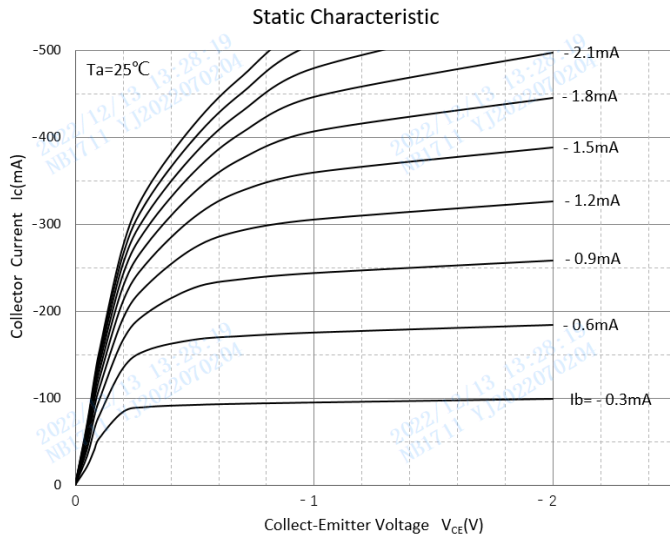
■ Ordering Information (Example)

PREFERRED P/N	PACKING CODE	UNIT WEIGHT(g)	MINIMUM PACKAGE(pcs)	INNER BOX QUANTITY(pcs)	OUTER CARTON QUANTITY(pcs)	DELIVERY MODE
BC807-16- Thru BC807-40	F2	Approximate 0.008	3000	30000	120000	7" reel



BC807-16 THRU BC807-40

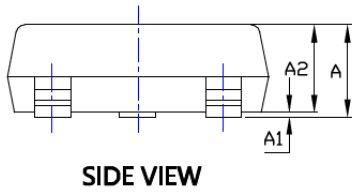
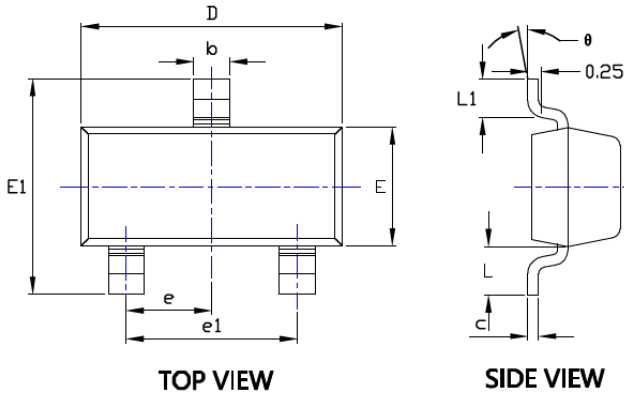
■ Characteristics (Typical)





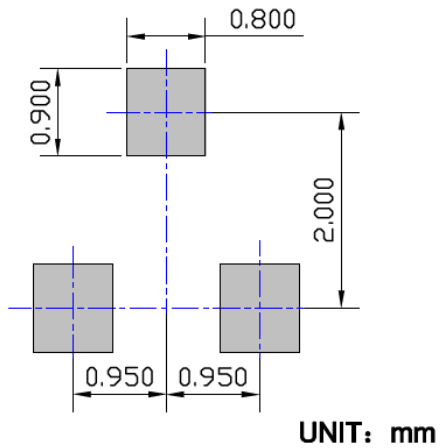
BC807-16 THRU BC807-40

■SOT-23 Package Outline Dimensions



SYMBOL	DIMENSIONS			
	INCHES		Millimeter	
	MIN.	MAX.	MIN.	MAX.
A	0.035	0.045	0.900	1.150
A1	0.000	0.004	0.000	0.100
A2	0.035	0.041	0.900	1.050
b	0.012	0.020	0.300	0.500
c	0.004	0.008	0.100	0.200
D	0.110	0.118	2.800	3.000
E	0.047	0.055	1.200	1.400
E1	0.089	0.100	2.250	2.550
e	0.037TYP		0.950TYP	
e1	0.071	0.079	1.800	2.000
L	0.022REF		0.550REF	
L1	0.012	0.020	0.300	0.500
θ	0°	8°	0°	8°

■SOT-23 Soldering Footprint





Disclaimer

The information presented in this document is for reference only. Yangzhou Yangjie Electronic Technology Co., Ltd. reserves the right to make changes without notice for the specification of the products displayed herein to improve reliability, function or design or otherwise.

The product listed herein is designed to be used with ordinary electronic equipment or devices, and not designed to be used with equipment or devices which require high level of reliability and the malfunction of which would directly endanger human life (such as medical instruments, transportation equipment, aerospace machinery, nuclear-reactor controllers, fuel controllers and other safety devices), Yangjie or anyone on its behalf, assumes no responsibility or liability for any damages resulting from such improper use of sale.

This publication supersedes & replaces all information previously supplied. For additional information, please visit our website [http:// www.21yangjie.com](http://www.21yangjie.com) , or consult your nearest Yangjie's sales office for further assistance.